

2021 **PRODUCT CATALOG**



CAMO
The Better Way to Build a Deck

BUILD YOUR DECK UP TO 5X FASTER

ANY DECK BOARD, SUBSTRUCTURE, DESIGN, OR DESIRED FINISH.
CAMO® HELPS YOU BUILD BETTER.



FASTENERS

UNIVERSAL CLIPS & SCREWS

Any fastening method for
any board.



LEVER®

BOARD BENDING & LOCKING TOOL

Lock any board on wood
or metal joists.



DRIVE™

STAND-UP DECK FASTENING TOOL























Fasten Edge Screws, Clips,
and Face Screws.










CONTENTS

FASTENER & TOOL SELECTOR	4
DRIVE™ SYSTEM	6
COLLATED SCREWS	8
CLIPS	10
DRIVE ACCESSORIES	12
MARKSMAN SYSTEM	14
EDGE SCREWS	16
MARKSMAN ACCESSORIES	18
LEVER®	20
EXTERIOR SCREWS	22
PREMIUM DECK	23
COMPOSITE	25
PREMIUM TRIM	28
STRUCTURAL	32
EXTERIOR ACCESSORIES	34

FIND THE
RIGHT
CAMO®
FASTENER
BY STARTING
WITH YOUR
BOARDS

	BOARD PROFILE	FASTENING METHOD	FASTENERS	
	SQUARE  GROOVED 	  	   	UNIVERSAL DECK CLIPS    
				<small>ProTech is our premium ACO compatible coating</small>
			FASTENER	ALLOY / APPLICATION
 Pressure Treated Lumber (Wet)	Square	Edge	Collated Edge Screws	ProTech or Stainless Steel
			Edge Screws	ProTech or Stainless Steel
		Face	Collated Wood Face Screws	ProTech
			Premium Deck Screws	ProTech or Stainless Steel
 Pressure Treated Lumber (KDAT)	Square	Edge	Collated Edge Screws	ProTech or Stainless Steel with secondary 3/16 in. spacer
			Edge Screws	ProTech or Stainless Steel
		Face	Collated Wood Face Screws	ProTech with secondary 3/16 in. spacer
			Premium Deck Screws	ProTech or Stainless Steel
 PVC & Composite (Uncapped) 	Grooved	Clip	Universal Deck Clips	STARTER Clips for wood joists
				EDGE 90° deck pattern on wood joists
				EDGEEX Any deck pattern on wood joists
				EDGEEXMETAL Any deck pattern on 14-18ga metal joists
	Square	Edge	Collated Edge Screws	ProTech or Stainless Steel with secondary 3/16 in. spacer
			Edge Screws	ProTech or Stainless Steel
		Face	Collated Composite Face Screws	ProTech or Stainless Steel with secondary 3/16 in. spacer
			Composite Screws	ProTech or Stainless Steel with secondary 3/16 in. spacer
 Composite (capped) 	Grooved	Clip	Universal Deck Clips	STARTER Clips for wood joists
				EDGE 90° deck pattern on wood joists
				EDGEEX Any deck pattern on wood joists
				EDGEEXMETAL Any deck pattern on 14-18ga metal joists
	Square	Edge	Edge Screws	ProTech or Stainless Steel with pre-drilling
		Face	Collated Composite Face Screws	ProTech or Stainless Steel with secondary 3/16 in. spacer
 Cedar & Redwood	Square	Edge	Edge Screws	Stainless Steel with secondary 3/16 in. spacer
			Collated Edge Screws	Stainless Steel with secondary 3/16 in. spacer
		Face	Collated Wood Face Screws	Stainless Steel with secondary 3/16 in. spacer
			Premium Deck Screws	Stainless Steel with secondary 3/16 in. spacer
 Hardwood 	Grooved	Clip	Universal Deck Clips	STARTER Clips for wood joists
				EDGE 90° deck pattern on wood joists
				EDGEEX Any deck pattern on wood joists
				EDGEEXMETAL Any deck pattern on 14-18ga metal joists
	Square	Edge	Edge Screws	Stainless Steel with pre-drilling

TOOLS								
 NEVER-MISS™ Guide	 DRIVE™	 MARKSMAN Pro®	 MARKSMAN Pro® -X1	 MARKSMAN Pro®-NB	 MARKSMAN® Edge	 LEVER®		
Included with Universal Deck Clips	Edge	Clip	Face	Edge 3/16 in. Gap	Edge 1/16 in. Gap	Edge 3/16 in. Gap	Edge No Gap	Board Bending and Locking
	X							X
					X		X	X
			X					X
								X
	X (Use secondary 3/16 in. spacers)							X
				X		X		X
			X (Use secondary 3/16 in. spacers)					X
								X
								X
X		X						X
X		X						X
X		X						X
	X (Use secondary 3/16 in. spacers)							X
				X		X		X
			X (Use secondary 3/16 in. spacers)					X
								X
								X
X		X						X
X		X						X
X		X						X
				X (Use pre-drill bit)		X (Use pre-drill bit)		X
			X (Use secondary 3/16 in. spacers)					X
	X (Use secondary 3/16 in. spacers)			X		X		X
	X (Use secondary 3/16 in. spacers)							X
			X (Use secondary 3/16 in. spacers)					X
								X
								X
X		X						X
X		X						X
X		X						X
				X (Use pre-drill bit)		X (Use pre-drill bit)		X

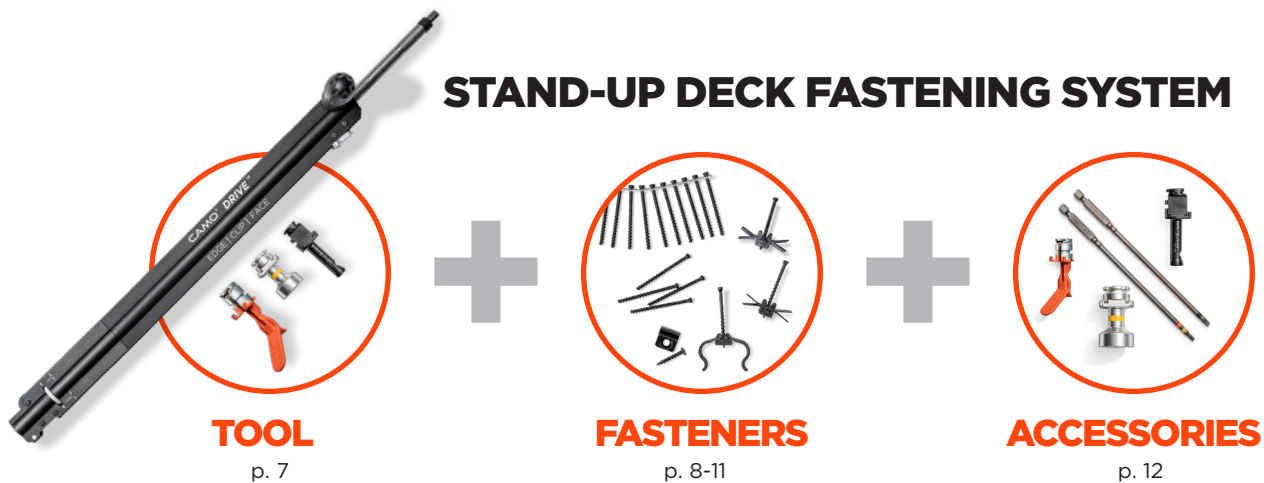


DRIVE™

UNIVERSAL DECK FASTENING TOOL

Stand up, save your back and knees, and save your time with the award-winning CAMO® DRIVE™ system.

The DRIVE tool can be used to fasten almost any board* while comfortably standing up. DRIVE is for exclusive use with CAMO Universal Deck Clips and CAMO Collated Edge and Face Screws.



*We do not recommend using the DRIVE tool to Edge fasten capped composites or hardwood as these boards need to be pre-drilled. Instead, use the MARKSMAN Pro® Tool and Edge Screws (p. 15).




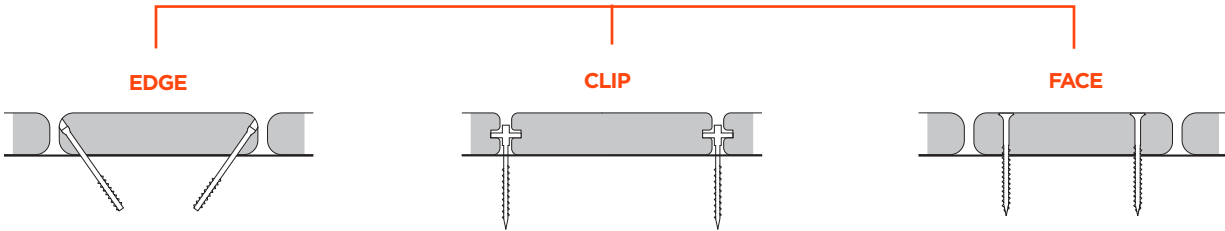
DRIVE™

- Install deck boards up to 5X faster with the cordless stand-up deck fastening tool that attaches to your drill
- Can be used for three fastening methods—Edge, Clip, and Face Fastening—on any deck board surface*
- Installs CAMO proprietary fasteners: EDGE®, EDGEX®, and EDGEXMETAL® Clips, Collated Edge Screws, and Collated Face Screws
- Tool is easy to use—reversible handle for right or left-handed use, quickly swap out nose pieces, simple to load the bit
- Fastening while standing allows for fast installations that are easy on the body




SKU#	DESCRIPTION	QTY	CT./MASTER
0345060	DRIVE	1	1

THREE WAYS TO FASTEN WITH DRIVE



Use the Edge nose piece with CAMO Collated Edge Screws (p. 8-9)



Use the Clip nose piece with CAMO Universal Deck Clips (p. 10-11)



Use the Face nose piece with CAMO Collated Composite and Wood Face Screws (p. 8-9)



COLLATED SCREWS

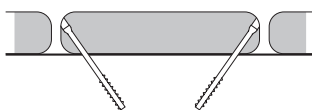
CAMO Collated screws are exclusively designed for use with the DRIVE tool.

Each fastener was intentionally created and collated for peak performance in its given application. Collated screws are available in 1000 ct. quantities, which cover 285 sq. ft. (26.48 M²) and come with their corresponding driver bits: T-15 for Edge Screws and T-20 for Wood and Composite Face Screws.

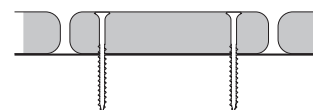


FOR EXCLUSIVE USE WITH DRIVE TOOL

EDGE

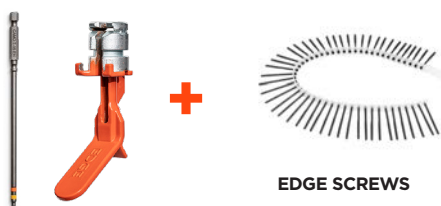


FACE



FOR USE WITH T-15 BIT + EDGE NOSE PIECE

FOR USE WITH T-20 BIT + FACE NOSE PIECE



EDGE SCREWS



FACE SCREWS



COLLATED EDGE SCREWS

- For use with DRIVE and Edge nose piece (orange)
- 2- $\frac{3}{8}$ in. (60mm) screw secures 1-1 $\frac{1}{2}$ in. (26-38.1mm) thick pressure treated, cedar, redwood, composite, and PVC decking
- Rake tip augers material out reducing splitting and cracking, trimhead reduces visibility



SKU#	DESCRIPTION	ALLOY	SIZE	QTY	DRIVER BIT	CT/MASTER
0395010	Collated Edge Screws for DRIVE	ProTech	2- $\frac{3}{8}$ in. (60mm)	1000	2 - T-15	1
0395020S		316 Stainless Steel	2- $\frac{3}{8}$ in. (60mm)	1000	2 - T-15	1



COLLATED COMPOSITE FACE SCREWS

- For use with DRIVE and Face nose piece (black)
- 2- $\frac{1}{2}$ in. screw secures 1 in. (26mm) thick composite, capped composite, and PVC deck boards
- Slash point drives quickly, cutting lead edge creates a flush finish



Use the color matcher on camofasteners.com to find the right color for your board.



SKU#	DESCRIPTION	COLOR	SIZE	QTY	DRIVER BIT	CT/MASTER
0395050	Collated Composite Face Screws for DRIVE - ProTech	Brown	2- $\frac{1}{2}$ in. x #10 (64mm)	1000	2 - T-20	1
0395060		Grey	2- $\frac{1}{2}$ in. x #10 (64mm)	1000	2 - T-20	1
0395070		Tan	2- $\frac{1}{2}$ in. x #10 (64mm)	1000	2 - T-20	1
0395080	Collated Composite Face Screws for DRIVE- 304 Stainless Steel	Non-Painted	2- $\frac{1}{2}$ in. x #10 (64mm)	1000	2 - T-20	1



COLLATED WOOD FACE SCREWS

- For use with DRIVE and Face nose piece (black)
- 3 in. screw secures pressure treated, cedar, redwood, and hardwood boards up to 1- $\frac{1}{2}$ in. (38mm) thick
- Rake tip augers material out, reducing splitting, and buglehead draws the board tight



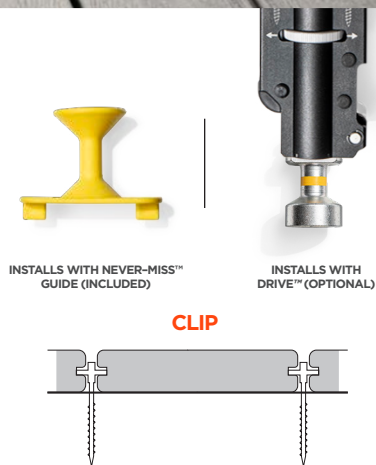
SKU#	DESCRIPTION	COLOR	SIZE	QTY	DRIVER BIT	CT/MASTER
0395040	Collated Wood Face Screws for DRIVE - ProTech	Green	3 in. x #10 (76mm)	1000	2 - T-20	1
0395042		Tan	3 in. x #10 (76mm)	1000	2 - T-20	1



UNIVERSAL DECK CLIPS

CAMO® deck clips make installing grooved decking on wood or metal joists easy for everyone.

These hidden deck clips are designed and warranted for use with leading grooved decking and result in a beautiful fastener-free surface that you can install in half the time of other hidden fasteners. Fasten EDGE®, EDGEX®, and EDGEXMETAL® Clips by hand with the included NEVER-MISS™ Guide or standing up with DRIVE™.



STARTER

- Secure the first and last board to achieve a completely fastener-free deck surface on wood joists
- Designed for use with leading grooved deck boards
- Screw tip bites into joist quickly
- Versatile clip can also be used as an L-bracket



SKU#	DESCRIPTION	COVERAGE	QTY	DRIVER BIT	CT./MASTER
0344087	STARTER Clip - For Wood Joists	30 LINEAL FT. (9M)	25	1 - T-15	6

**EDGE®**

- 90° deck patterns on wood joists
- One-pass fasteners—clip sits in place on the joist until you're ready to fasten
- Clip creates 3/16 in. (4.7mm) spacing
- Gusset holds boards down
- Fasten with included NEVER-MISS™ Guide or while standing up with the CAMO DRIVE™



SKU#	DESCRIPTION	QTY	COVERAGE	DRIVER BIT	CT./MASTER
0344354	EDGE Clip - 90° Deck Pattern on Wood Joists	90	50 SQ. FT. (4.64M ²)	1 - T-15	4
0344359		450	250 SQ. FT. (23.22M ²)	2 - T-15	1
0344356		900	500 SQ. FT. (46.45M ²)	2 - T-15	1

**EDGEX®**

- Any deck pattern on wood joists
- One-pass fasteners—clip sits in the groove of the board until you're ready to fasten
- Clip body creates 3/16 in. (4.7mm) spacing
- Gusset holds boards down
- Fasten with included NEVER-MISS™ Guide or while standing up with the CAMO DRIVE™



SKU#	DESCRIPTION	QTY	COVERAGE	DRIVER BIT	CT./MASTER
0344554	EDGEX Clip - Any Deck Pattern on Wood Joists	90	50 SQ. FT. (4.64M ²)	1 - T-15	4
0344559		450	250 SQ. FT. (23.22M ²)	2 - T-15	1
0344556		900	500 SQ. FT. (46.45M ²)	2 - T-15	1

**EDGEXMETAL®**

- Any deck pattern on 14-18GA metal joists
- One-pass fasteners—clip sits in the groove of the board until you're ready to fasten
- Clip body creates 3/16 in. (4.7mm) spacing
- Gusset holds boards down
- Fasten with included NEVER-MISS™ Guide or while standing up with the CAMO DRIVE™



SKU#	DESCRIPTION	QTY	COVERAGE	DRIVER BIT	CT./MASTER
0344574	EDGEXMETAL Clip 14-18GA Metal Framing	90	50 SQ. FT. (4.64M ²)	1 - T-15	4
0344579		450	250 SQ. FT. (23.22M ²)	2 - T-15	1

DRIVE ACCESSORIES

Driver bits are engineered specifically for use with the CAMO DRIVE. The bits engage quickly and easily with the screw heads with reduced cam-outs, and are color-coded with a band for quick identification—orange and yellow for Edge and Clip fastening, black for Face fastening.

T-15 BIT



- For use with CAMO DRIVE for Edge or Clip fastening
- 6.25 in. (160mm) long
- T-15 Star Drive



SKU#	DESCRIPTION	QTY	CT./MASTER
0395715	T-15 Bit Replacement	2/pk	4

T-20 BIT




- For use with CAMO DRIVE for Face fastening
- 6.25 in. (160mm) long
- T-20 Star Drive



SKU#	DESCRIPTION	QTY	CT./MASTER
0395720	T-20 Bit Replacement	2/pk	4

NOSE PIECES



- Replacement nose pieces for use with CAMO DRIVE
- Edge (orange) for fastening Collated Edge Screws
- Clip (yellow-banded silver) for fastening Universal Deck Clips
- Face (black) for fastening Collated Composite and Wood Face Screws



SKU#	DESCRIPTION	QTY
0395801	Replacement Edge Nose Piece	1
0395805	Replacement Clip Nose Piece	1
0395803	Replacement Face Nose Piece	1

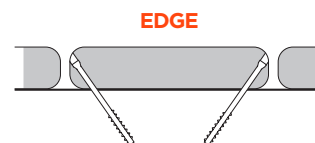




MARKSMAN SYSTEM

Achieve a fastener-free surface on square decking with this easy and affordable hidden fastening system.

MARKSMAN Tools automatically establish spacing between boards and direct CAMO Edge Screws into the edge of the board, leaving a smooth deck surface. Plus, the MARKSMAN System is backed by a CAMO warranty for use in leading deck boards.



HIDDEN FASTENER SYSTEM



TOOLS

p. 15



FASTENERS

p. 16-17



ACCESSORIES

p. 18



MARKSMAN PRO®

- For use with CAMO Edge Screws on square composite, PVC, capped composite, cedar, redwood, hardwood, and KDAT deck boards
- Fits most 5- $\frac{1}{4}$ in. (133mm) to 5- $\frac{3}{4}$ in. (146mm) boards
- Creates 3/16 in. (4.7mm) spacing



SKU#	DESCRIPTION	QTY	CT./MASTER
0345001	MARKSMAN Pro	1	6



MARKSMAN PRO®-X1

- For use with CAMO Edge Screws on pressure treated deck boards
- Fits most 5- $\frac{1}{4}$ in. (133mm) to 5- $\frac{3}{4}$ in. (146mm) boards
- Creates 1/16 in. (1.59mm) spacing



SKU#	DESCRIPTION	QTY	CT./MASTER
0345002	MARKSMAN Pro - X1	1	6



MARKSMAN PRO®-NB

- For use with CAMO Edge Screws on square composite, PVC, capped composite, cedar, redwood, hardwood, and KDAT narrow deck boards
- Fits most 3- $\frac{1}{4}$ in. (83mm) to 5 in. (127mm) boards
- Creates 3/16 in. (4.7mm) spacing



SKU#	DESCRIPTION	QTY	CT./MASTER
0345015	MARKSMAN Pro - NB	1	6



MARKSMAN® EDGE

- For use with CAMO Edge Screws on pressure treated deck boards
- Single-shot tool attaches to your drill
- Tool leaves no spacing between boards



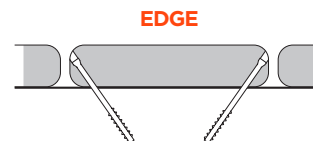
SKU#	DESCRIPTION	QTY	CT./MASTER
0345020	MARKSMAN Edge	1	6



EDGE SCREWS

The Best Deck Screws You'll Never See.

CAMO Edge Screws are an innovative, easy-to-install hidden fastener that delivers a high-end look at an affordable price. They are for exclusive use with MARKSMAN tools. The Edge Screws feature a patented rake tip that augers material out as you drive to reduce board splitting and a trimhead to reduce visibility.



PROTECH



316 STAINLESS STEEL

DECK BOARD MATERIAL	RECOMMENDED CAMO EDGE SCREW
Pressure Treated Lumber	Stainless Steel or ProTech Coated
Composite	Stainless Steel or ProTech Coated
Capped Composite	Stainless Steel or ProTech Coated (with pre-drilling)
PVC	Stainless Steel or ProTech Coated
Cedar	Stainless Steel Required
Redwood	Stainless Steel Required
Hardwood or Imported Hardwood	Stainless Steel Required (with pre-drilling)

EDGE SCREWS

- For use with all square deck boards, including, pressure treated, composite, PVC, capped composite, cedar, redwood, and hardwood
- Features a patented rake tip that augers material out as they're driven, reducing the potential for splitting and cracking*
- T-15 Star Drive offers best connection, reducing cam-outs and stripped screws
- Trimhead reduces visibility on the edge of the board
- Available in an ACQ Compatible ProTech coating and 316 Stainless Steel



PROTECH COATED



*Pre-drilling is required for hardwood and capped composites

SKU#	SIZE	QTY	COVERAGE	DRIVER BIT	CT./MASTER
0345120	1-7/8 in. (48mm) x #7	100	30 sq. ft. (2.79m ²)	--	12
0345128		350	100 sq. ft. (9.29m ²)	1 - T-15	12
0345124		700	200 sq. ft. (18.58m ²)	2 - T-15	4
0345119		1750	500 sq. ft. (46.45m ²)	2 - T-15	4
0345140	2-3/8 in. (60mm) x #7	100	30 sq. ft. (2.79m ²)	--	12
0345148		350	100 sq. ft. (9.29m ²)	1 - T-15	12
0345144		700	200 sq. ft. (18.58m ²)	2 - T-15	4
0345139		1750	500 sq. ft. (46.45m ²)	2 - T-15	4

316 STAINLESS STEEL



SKU#	SIZE	QTY	COVERAGE	DRIVER BIT	CT./MASTER
0345220S	1-7/8 in. (48mm) x #7	100	30 sq. ft. (2.79m ²)	--	12
0345228S		350	100 sq. ft. (9.29m ²)	1 - T-15	12
0345224S		700	200 sq. ft. (18.58m ²)	2 - T-15	4
0345219S		1750	500 sq. ft. (46.45m ²)	2 - T-15	1
0345240S	2-3/8 in. (60mm) x #7	100	30 sq. ft. (2.79m ²)	--	12
0345248S		350	100 sq. ft. (9.29m ²)	1 - T-15	12
0345244S		700	200 sq. ft. (18.58m ²)	2 - T-15	4
0345239S		1750	500 sq. ft. (46.45m ²)	2 - T-15	1

MARKSMAN ACCESSORIES

Driver Bits are engineered specifically for use with CAMO Edge Screws and MARKSMAN Pro® tools. The built-in shoulder sets automatic depth of drive for maximum holding power, and prevents over-driving the screw.

DRIVER BITS SQUARE BOARDS



- For use with MARKSMAN Pro® tools and Edge Screws
- 3 in. (76mm) long
- T-15 Star Drive



SKU#	DESCRIPTION	QTY	CT./MASTER
0345099	Driver Bit	2/pk	10

DRIVER BITS GROOVED BOARDS



- For use with MARKSMAN Pro® tools and Edge Screws
- 3 in. (76mm) long
- T-15 Star Drive



SKU#	DESCRIPTION	QTY	CT./MASTER
0345089	Driver Bit for Grooved Board	2/pk	10

PRE-DRILL BITS



- For use with MARKSMAN Pro® tools
- Pre-drilling is required for capped composite and hardwood
- 3-5/8 in. (92mm) long



SKU#	DESCRIPTION	QTY	CT./MASTER
0345035	Pre-Drill Bit	2/pk	10





LEVER®

BOARD BENDING AND LOCKING TOOL

Build a better deck by yourself with LEVER®, the one-turn tool that locks-in rows of boards and clips and straightens warped boards.



- Speeds up grooved deck installs—locks-in rows of boards and clips before fastening
- Strong enough to straighten any warped board
- Easily adjusts to wood and metal joists 1-½-3 in. wide for jobsite versatility
- Multi-directional lever locks in one turn



SKU#	DESCRIPTION	QTY	CT./MASTER
0345070	LEVER	1	4



LOCKS BOARDS & CLIPS

Use 2-4 LEVER tools across the length of the deck for the best clip installation experience with consistent spacing.



BENDS WARPED BOARDS

One LEVER is strong enough to straighten out warped pressure treated and hardwood boards in one turn.



ANY JOIST MATERIAL

Works on wood and metal joists



ANY JOIST WIDTH

Adjusts to joists 1-½ to 3 in. wide



ANY BOARD TYPE

Straightens and locks any board at any angle





ONE TOOL FOR EVERY JOB



EXTERIOR SCREWS


CAMO offers a high-quality line of exterior screws that deliver on reliability no matter the project.

Each screw starts fast, holds strong, is ACQ compatible, and is designed to last. We offer Premium Deck, Premium Trim, Composite, and Structural screws that all come with a power bit and are backed by a CAMO warranty against rust and corrosion so you can confidently use them in your decking projects, substructures, landscaping projects, fences, pole barns, and more.

RECOMMENDED APPLICATIONS FOR EACH SCREW TYPE			
 <p>PREMIUM DECK</p> <ul style="list-style-type: none"> • Wood decking projects • Fences • Any exterior wood-to-wood connection 	 <p>COMPOSITE</p> <ul style="list-style-type: none"> • Composite decking projects • PVC decking projects 	 <p>PREMIUM TRIM</p> <ul style="list-style-type: none"> • Decking • Exterior trim • Deck rails • Balusters • Fences 	 <p>STRUCTURAL</p> <ul style="list-style-type: none"> • Deck substructure • Deck posts • Beams • Handrails • Landscape timbers

PREMIUM DECK SCREWS

PROTECH COATED


GREEN

TAN

- For any wood-to-wood connection
- Type 17 slash point starts fast
- Buglehead and 2/3 thread design draw the board tight
- Star Drive provides more points of contact, reducing cam-outs



GREEN SKU#	TAN SKU#	SIZE	QTY	COVERAGE	DRIVER BIT	CT./MASTER
0341070	0356070	1-¼ in. (32mm) x #7	100	30 sq. ft. (2.79m ²)	1 - T-20	12
0341074	0356074		350	100 sq. ft. (9.29m ²)	1 - T-20	4
0341100	0356100	1-½ in. (41mm) x #8	100	30 sq. ft. (2.79m ²)	1 - T-20	12
0341104	0356104		350	100 sq. ft. (9.29m ²)	1 - T-20	4
0341109	0356109		1750	500 sq. ft. (46.45m ²)	1 - T-20	1
0341130	0356130	2 in. (51mm) x #8	100	30 sq. ft. (2.79m ²)	1 - T-20	12
0341134	0356134		350	100 sq. ft. (9.29m ²)	1 - T-20	4
0341139	0356139		1750	500 sq. ft. (46.45m ²)	1 - T-20	1
0341150	0356150	2-½ in. (64mm) x #9	100	30 sq. ft. (2.79m ²)	1 - T-25	12
0341154	0356154		350	100 sq. ft. (9.29m ²)	1 - T-25	4
0341159	0356159		1750	500 sq. ft. (46.45m ²)	1 - T-25	1
0341170	0356170	3 in. (76mm) x #9	100	30 sq. ft. (2.79m ²)	1 - T-25	12
0341174	0356174		350	100 sq. ft. (9.29m ²)	1 - T-25	4
0341179	0356179		1750	500 sq. ft. (46.45m ²)	1 - T-25	1
0341190	0356190	3-½ in. (89mm) x #10	50	15 sq. ft. (1.39m ²)	1 - T-25	12
0341194	0356194		250	70 sq. ft. (6.5m ²)	1 - T-25	4
0341199	0356199		1350	385 sq. ft. (35.77m ²)	1 - T-25	1
0341200	0356200	4 in. (102mm) x #10	50	15 sq. ft. (1.39m ²)	1 - T-25	12
0341204	0356204		250	70 sq. ft. (6.5m ²)	1 - T-25	4
0341209	0356209		1350	385 sq. ft. (35.77m ²)	1 - T-25	1

PREMIUM DECK SCREWS

305 STAINLESS STEEL

Premium Deck Screw



- For any wood-to-wood connection
- Type 17 slash point starts fast
- Buglehead and 2/3 thread design draw the board tight
- Star Drive provides more points of contact, reducing cam-outs



SKU#	SIZE	QTY	COVERAGE	DRIVER BIT	CT./MASTER
0348150	2-½ in. (64mm) x #10	100	30 sq. ft. (2.79m²)	1 - T-25	12
0348154		350	100 sq. ft. (9.29m²)	1 - T-25	4
0348159		1750	500 sq. ft. (46.45m²)	1 - T-25	1
0348170	3 in. (76mm) x #10	100	30 sq. ft. (2.79m²)	1 - T-25	12
0348174		350	100 sq. ft. (9.29m²)	1 - T-25	4
0348179		1750	500 sq. ft. (46.45m²)	1 - T-25	1

316 STAINLESS STEEL

Premium Deck Screw



- For any wood-to-wood connection
- Type 17 slash point starts fast
- Buglehead and 2/3 thread design draw the board tight
- Star Drive provides more points of contact, reducing cam-outs



SKU#	SIZE	QTY	COVERAGE	DRIVER BIT	CT./MASTER
0348100S	1-⅝ in. (41mm) x #9	100	30 sq. ft. (2.79m²)	1 - T-25	12
0348104S		350	100 sq. ft. (9.29m²)	1 - T-25	4
0348130S	2 in. (51mm) x #9	100	30 sq. ft. (2.79m²)	1 - T-25	12
0348134S		350	100 sq. ft. (9.29m²)	1 - T-25	4
0348139S		1750	500 sq. ft. (46.45m²)	1 - T-25	1
0348150S	2-½ in. (64mm) x #10	100	30 sq. ft. (2.79m²)	1 - T-25	12
0348154S		350	100 sq. ft. (9.29m²)	1 - T-25	4
0348159S		1750	500 sq. ft. (46.45m²)	1 - T-25	1
0348170S	3 in. (76mm) x #10	100	30 sq. ft. (2.79m²)	1 - T-25	12
0348174S		350	100 sq. ft. (9.29m²)	1 - T-25	4
0348179S		1750	500 sq. ft. (46.45m²)	1 - T-25	1
0348190S	3-½ in. (89mm) x #10	50	15 sq. ft. (1.39m²)	1 - T-25	12
0348194S		250	70 sq. ft. (6.5m²)	1 - T-25	4
0348199S		1350	385 sq. ft. (35.77m²)	1 - T-25	1

COMPOSITE SCREWS



COLOR MATCHER

Our Composite and Premium Trim screws are available in painted finishes to match popular deck boards. Use the color matcher on camofasteners.com to find the right color for your board.

PROTECH COATED



- For composite and PVC decking projects
- Type 99 double slash point augers board material out while the trilobular shank reduces torque and prevents mushrooming
- Reverse thread at top increases pull-down power and cutting lead edge creates a flush finish
- Star Drive provides more points of contact, reducing cam-outs



SKU#	SIZE	QTY	COVERAGE	DRIVER BIT	CT./MASTER	COLOR
0349250	2-½ in. (64mm) x #10	100	30 sq. ft. (2.79m ²)	1 - T-20	12	Brown
0349254		350	100 sq. ft. (9.29m ²)	1 - T-20	4	
0349259		1750	500 sq. ft. (46.45m ²)	1 - T-20	1	
0349350	2-½ in. (64mm) x #10	100	30 sq. ft. (2.79m ²)	1 - T-20	12	Cedar
0349354		350	100 sq. ft. (9.29m ²)	1 - T-20	4	
0349359		1750	500 sq. ft. (46.45m ²)	1 - T-20	1	
0349050	2-½ in. (64mm) x #10	100	30 sq. ft. (2.79m ²)	1 - T-20	12	Dark Brown
0349054		350	100 sq. ft. (9.29m ²)	1 - T-20	4	
0349059		1750	500 sq. ft. (46.45m ²)	1 - T-20	1	

COMPOSITE SCREWS

PROTECH COATED Composite Screws



SKU#	SIZE	QTY	COVERAGE	DRIVER BIT	CT./MASTER	COLOR
0349450	2-½ in. (64mm) x #10	100	30 sq. ft. (2.79m ²)	1 - T-20	12	Grey
0349454		350	100 sq. ft. (9.29m ²)	1 - T-20	4	
0349459		1750	500 sq. ft. (46.45m ²)	1 - T-20	1	
0349550	2-½ in. (64mm) x #10	100	30 sq. ft. (2.79m ²)	1 - T-20	12	Redwood
0349554		350	100 sq. ft. (9.29m ²)	1 - T-20	4	
0349559		1750	500 sq. ft. (46.45m ²)	1 - T-20	1	
0349750	2-½ in. (64mm) x #10	100	30 sq. ft. (2.79m ²)	1 - T-20	12	Sand
0349754		350	100 sq. ft. (9.29m ²)	1 - T-20	4	
0349759		1750	500 sq. ft. (46.45m ²)	1 - T-20	1	
0349950	2-½ in. (64mm) x #10	100	30 sq. ft. (2.79m ²)	1 - T-20	12	Stone Grey
0349954		350	100 sq. ft. (9.29m ²)	1 - T-20	4	
0349959		1750	500 sq. ft. (46.45m ²)	1 - T-20	1	
0349150	2-½ in. (64mm) x #10	100	30 sq. ft. (2.79m ²)	1 - T-20	12	Tan
0349154		350	100 sq. ft. (9.29m ²)	1 - T-20	4	
0349159		1750	500 sq. ft. (46.45m ²)	1 - T-20	1	
0349850	2-½ in. (64mm) x #10	100	30 sq. ft. (2.79m ²)	1 - T-20	12	Winchester
0349854		350	100 sq. ft. (9.29m ²)	1 - T-20	4	
0349859		1750	500 sq. ft. (46.45m ²)	1 - T-20	1	
0349000G	2-½ in. (64mm) x #10	100	30 sq. ft. (2.79m ²)	1 - T-20	12	Dark Grey
0349004G		350	100 sq. ft. (9.29m ²)	1 - T-20	4	
0349009G		1750	500 sq. ft. (46.45m ²)	1 - T-20	1	

316 STAINLESS STEEL

Composite Screws



- For composite and PVC decking projects
- Type 99 double slash point augers board material out while the trilobular shank reduces torque and prevents mushrooming
- Reverse thread at top increases pull-down power and cutting lead edge creates a flush finish
- Star Drive provides more points of contact, reducing cam-outs



SKU#	SIZE	QTY	COVERAGE	DRIVER BIT	CT./MASTER	COLOR	
O367158BS	2-½ in. (64mm) x #10	350	100 sq. ft. (9.29m²)	1 - T-20	4	Brown	
O367159BS		1750	500 sq. ft. (46.45m²)	1 - T-20	1		
O367158CS	2-½ in. (64mm) x #10	350	100 sq. ft. (9.29m²)	1 - T-20	4	Cedar	
O367159CS		1750	500 sq. ft. (46.45m²)	1 - T-20	1		
O367158ES	2-½ in. (64mm) x #10	350	100 sq. ft. (9.29m²)	1 - T-20	4	Grey	
O367159ES		1750	500 sq. ft. (46.45m²)	1 - T-20	1		
O367158DS	2-½ in. (64mm) x #10	350	100 sq. ft. (9.29m²)	1 - T-20	4	Dark Brown	
O367159DS		1750	500 sq. ft. (46.45m²)	1 - T-20	1		
O367158NS	2-½ in. (64mm) x #10	350	100 sq. ft. (9.29m²)	1 - T-20	4	Stone Grey	
O367159NS		1750	500 sq. ft. (46.45m²)	1 - T-20	1		
O367158RS	2-½ in. (64mm) x #10	350	100 sq. ft. (9.29m²)	1 - T-20	4	Redwood	
O367159RS		1750	500 sq. ft. (46.45m²)	1 - T-20	1		
O367158SS	2-½ in. (64mm) x #10	350	100 sq. ft. (9.29m²)	1 - T-20	4	Sand	
O367159SS		1750	500 sq. ft. (46.45m²)	1 - T-20	1		
O367158TS	2-½ in. (64mm) x #10	350	100 sq. ft. (9.29m²)	1 - T-20	4	Tan	
O367159TS		1750	500 sq. ft. (46.45m²)	1 - T-20	1		
O367158WS	2-½ in. (64mm) x #10	350	100 sq. ft. (9.29m²)	1 - T-20	4	Winchester	
O367159WS		1750	500 sq. ft. (46.45m²)	1 - T-20	1		


PREMIUM TRIM SCREWS

PROTECH COATED



- For exterior trim and finish applications
- Type 17 slash point starts fast
- Trimhead screw reduces visibility
- Star Drive provides more points of contact, reducing cam-outs




SKU#	SIZE	QTY	DRIVER BIT	CT./MASTER	HEAD
0346100	1-5/8 in. (41mm) x #7	100	1 - T-15	12	
0346104		350	1 - T-15	4	
0346130	2 in. (51mm) x #7	100	1 - T-15	12	
0346134		350	1 - T-15	4	
0346150	2-1/2 in. (64mm) x #7	100	1 - T-15	12	
0346154		350	1 - T-15	4	
0346170	3 in. (76mm) x #7	100	1 - T-15	12	
0346174		350	1 - T-15	4	
0346190	3-1/2 in. (89mm) x #8	100	1 - T-15	12	
0346194		350	1 - T-15	4	

316 STAINLESS STEEL



- For exterior trim and finish applications
- Type 17 slash point starts fast
- Trimhead screw reduces visibility
- Star Drive provides more points of contact, reducing cam-outs







SKU#	SIZE	QTY	DRIVER BIT	CT./MASTER	HEAD
0350100S	1-5/8 in (41mm) x #8	100	1 - T-15	12	
0350104S		350	1 - T-15	4	
0350130S	2 in. (51mm) x #8	100	1 - T-15	12	
0350134S		350	1 - T-15	4	
0350150S	2-1/2 in. (64mm) x #8	100	1 - T-15	12	
0350154S		350	1 - T-15	4	
0350170S	3 in. (76mm) x #8	100	1 - T-15	12	
0350174S		350	1 - T-15	4	
0350190S	3-1/2 in. (89mm) x #8	100	1 - T-15	12	
0350194S		350	1 - T-15	4	

316 STAINLESS STEEL - PAINTED Premium Trim Screws



- For exterior trim and finish applications
- Type 17 slash point starts fast
- Trimhead screw reduces visibility
- Star Drive provides more points of contact, reducing cam-outs







SKU#	SIZE	QTY	DRIVER BIT	CT./MASTER	COLOR	
0353100S	1-5⁄8 in. (41mm) x #8	100	1 - T-15	12	White	
0353104S		350	1 - T-15	4		
0353109S		1750	1 - T-15	1		
0353150S	2-1⁄2 in. (64mm) x #8	100	1 - T-15	12		
0353154S		350	1 - T-15	4		
0353159S		1750	1 - T-15	1		
0353000BS	1-5⁄8 in. (41mm) x #8	100	1 - T-15	12	Brown	
0353004BS		350	1 - T-15	4		
0353009BS		1750	1 - T-15	1		
0353050BS	2-1⁄2 in. (64mm) x #8	100	1 - T-15	12		
0353054BS		350	1 - T-15	4		
0353059BS		1750	1 - T-15	1		
0353000TS	1-5⁄8 in. (41mm) x #8	100	1 - T-15	12	Tan	
0353004TS		350	1 - T-15	4		
0353009TS		1750	1 - T-15	1		
0353050TS	2-1⁄2 in. (64mm) x #8	100	1 - T-15	12		
0353054TS		350	1 - T-15	4		
0353059TS		1750	1 - T-15	1		
0353000CS	1-5⁄8 in. (41mm) x #8	100	1 - T-15	12	Cedar	
0353004CS		350	1 - T-15	4		
0353009CS		1750	1 - T-15	1		
0353050CS	2-1⁄2 in. (64mm) x #8	100	1 - T-15	12		
0353054CS		350	1 - T-15	4		
0353059CS		1750	1 - T-15	1		




316 STAINLESS STEEL - PAINTED Premium Trim Screws



- For exterior trim and finish applications
- Type 17 slash point starts fast
- Trimhead screw reduces visibility
- Star Drive provides more points of contact, reducing cam-outs



SKU#	SIZE	QTY	DRIVER BIT	CT./MASTER		COLOR
0353000ES	1-5⁄8 in. (41mm) x #8	100	1 - T-15	12	Grey	
0353004ES		350	1 - T-15	4		
0353009ES		1750	1 - T-15	1		
0353050ES	2-1⁄2 in. (64mm) x #8	100	1 - T-15	12		
0353054ES		350	1 - T-15	4		
0353059ES		1750	1 - T-15	1		
0353000RS	1-5⁄8 in. (41mm) x #8	100	1 - T-15	12	Redwood	
0353004RS		350	1 - T-15	4		
0353009RS		1750	1 - T-15	1		
0353050RS	2-1⁄2 in. (64mm) x #8	100	1 - T-15	12		
0353054RS		350	1 - T-15	4		
0353059RS		1750	1 - T-15	1		
0353000WS	1-5⁄8 in. (41mm) x #8	100	1 - T-15	12	Winchester	
0353004WS		350	1 - T-15	4		
0353009WS		1750	1 - T-15	1		
0353050WS	2-1⁄2 in. (64mm) x #8	100	1 - T-15	12		
0353054WS		350	1 - T-15	4		
0353059WS		1750	1 - T-15	1		
0353000NS	1-5⁄8 in. (41mm) x #8	100	1 - T-15	12	Stone Grey	
0353004NS		350	1 - T-15	4		
0353009NS		1750	1 - T-15	1		
0353050NS	2-1⁄2 in. (64mm) x #8	100	1 - T-15	12		
0353054NS		350	1 - T-15	4		
0353059NS		1750	1 - T-15	1		

SKU#	SIZE	QTY	DRIVER BIT	CT./MASTER	COLOR	
0353000SS	1-5⁄8 in. (41mm) x #8	100	1 - T-15	12	Sand	
0353004SS		350	1 - T-15	4		
0353009SS		1750	1 - T-15	1		
0353050SS	2-1⁄2 in. (64mm) x #8	100	1 - T-15	12		
0353054SS		350	1 - T-15	4		
0353059SS		1750	1 - T-15	1		
0353000DS	1-5⁄8 in. (41mm) x #8	100	1 - T-15	12	Dark Brown	
0353004DS		350	1 - T-15	4		
0353009DS		1750	1 - T-15	1		
0353050DS	2-1⁄2 in. (64mm) x #8	100	1 - T-15	12		
0353054DS		350	1 - T-15	4		
0353059DS		1750	1 - T-15	1		
0353000GS	1-5⁄8 in. x #8	100	1 - T-15	12	Dark Grey	
0353004GS		350	1 - T-15	4		
0353009GS		1750	1 - T-15	1		
0353050GS	2-1⁄2 in. x #8	100	1 - T-15	12		
0353054GS		350	1 - T-15	4		
0353059GS		1750	1 - T-15	1		

STRUCTURAL SCREWS

MULTI-PURPOSE SCREWS



- For deck substructure, deck posts, beams, handrails, landscape timbers, and more
- 1/4 in. (6mm) gauge screw with sharp point starts fast with no pre-drilling
- Features a flat head for flush finishes and a strong hold
- 3rd party tested screws feature ACQ-Compatible ProTech coating
- Star Drive provides more points of contact, reducing cam-outs



SKU#	SIZE	QTY	DRIVER BIT	CT./MASTER
0347150	2-½ in. (64mm) x 1/4 in. (6mm)	10	1 - T-30	10
0347154		50	1 - T-30	4
0347159		500	1 - T-30	1
0347170	3 in. (76mm)x 1/4 in. (6mm)	10	1 - T-30	10
0347174		50	1 - T-30	4
0347179		500	1 - T-30	1
0347190	3-½ in. (89mm) x 1/4 in. (6mm)	10	1 - T-30	10
0347194		50	1 - T-30	4
0347199		500	1 - T-30	1
0347200	4 in. (102mm) x 1/4 in. (6mm)	10	1 - T-40	10
0347204		50	1 - T-40	4
0347209		250	1 - T-40	1
0347220	5 in. (127 mm) x 1/4 in. (6mm)	10	1 - T-40	10
0347224		50	1 - T-40	4
0347229		250	1 - T-40	1
0347240	6 in. (152mm) x 1/4 in. (6mm)	10	1 - T-40	10
0347244		50	1 - T-40	4
0347249		250	1 - T-40	1
0347260	8 in. (203mm) x 1/4 in. (6mm)	10	1 - T-40	10
0347269		250	1 - T-40	1
0347270	10 in. (254mm) x 1/4 in. (6mm)	10	1 - T-40	10
0347279		250	1 - T-40	1



STRENGTH TEST DATA

Our Structural Screws have been 3rd party tested for screw strength. Find the test data on camofasteners.com

HEAVY DUTY MULTI-PURPOSE SCREWS



- For deck substructure, deck posts, attaching the rim joist to ledger board, beams, handrails, landscape timbers, and more
- 5/16 in. (8mm) gauge screw with sharp point starts fast with no pre-drilling
- Features a flat head for flush finishes and a strong hold
- 3rd party tested screws feature ACQ-Compatible ProTech coating
- Star Drive provides more points of contact, reducing cam-outs



SKU#	SIZE	QTY	DRIVER BIT	CT./MASTER
0347490	3-5/8 in. (92mm) x 5/16 in. (8mm)	10	1 - T-40	10
0347494		50	1 - T-40	4
0347500	4 in. (102mm) x 5/16 in. (8mm)	10	1 - T-40	10
0347504		50	1 - T-40	4
0347509		250	1 - T-40	1
0347520	5 in. (127mm) x 5/16 in. (8mm)	10	1 - T-40	10
0347524		50	1 - T-40	4
0347540	6 in. (152mm) x 5/16 in. (8mm)	10	1 - T-40	10
0347544		50	1 - T-40	4
0347549		250	1 - T-40	1
0347560	8 in. (203mm) x 5/16 in. (8mm)	10	1 - T-40	10
0347569		250	1 - T-40	1

EXTERIOR ACCESSORIES

POWER BITS



T-15




T-20



T-25



T-30



T-40

- Power bits come in each pail of exterior screws for convenience on the jobsite.
- 2 in. (50.8mm) long
- Premium Star Drive power bit allows for better connections



SKU#	DESCRIPTION	QTY	CT./MASTER
0333900	T-15 Star Drive Power Bit	3	10
0333910	T-20 Star Drive Power Bit	3	10
0333920	T-25 Star Drive Power Bit	3	10
0333990	T-30 Star Drive Power Bit	3	10
0333930	T-40 Star Drive Power Bit	3	10

NOTES

CAMO[®]

The Better Way to Build a Deck

MICHIGAN

2964 Clydon Ave SW
Grand Rapids, MI 49519

NEW YORK

5985 Tarbell Rd
Syracuse, NY 13206

GEORGIA

555 Riverside Pkwy, Ste. 100
Austell, GA 30168

TEXAS

3701 Yale St
Houston, TX 77018

CALIFORNIA

8939 Etiwanda Ave
Rancho Cucamonga, CA 91739

WASHINGTON

4512 70th Ave E Suite 400
Fife, WA 98424

**FOR MORE INFORMATION, PLEASE VISIT WWW.CAMOFASTENERS.COM OR CALL
800-968-6245 TO SPEAK WITH A CAMO PRODUCT EXPERT.**